



STAT EDGE

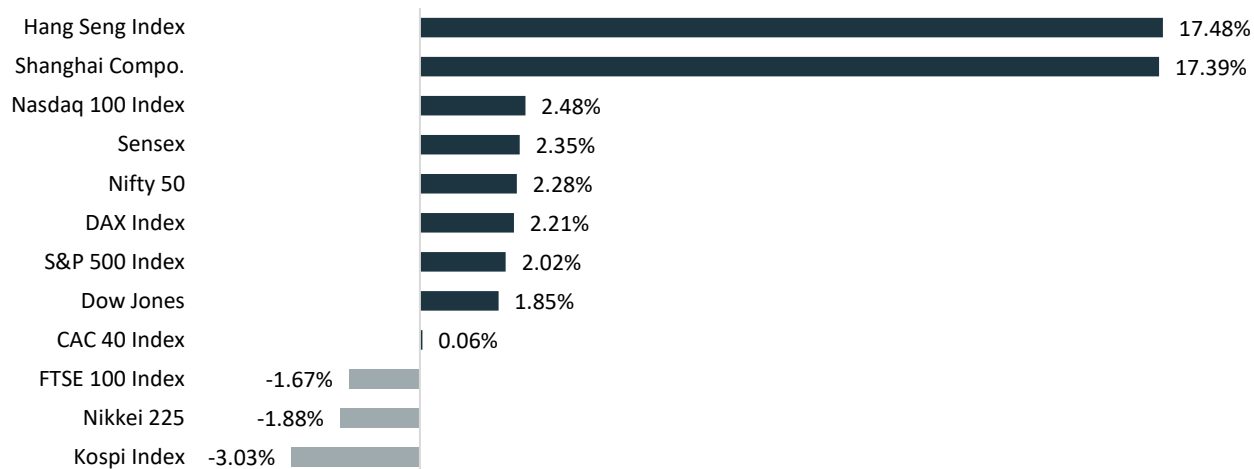
**Equity Monthly Research Report**

**6 October 2024**

# Equity Monthly Research Report

## Global Indices Monthly Performance

### September Month Performance (% Chg.)



### Market Summary & Outlook:

- Chinese equities experienced a remarkable rebound, soaring from 52-week lows to 52-week highs, fueled by recent government stimulus measures. Institutional investors, eager not to miss out on the upswing, swiftly entered the market, betting on a robust economic recovery. This surge in buying activity reflects growing confidence in the potential for sustained growth, as analysts project improved conditions ahead.
- In contrast, Japanese equities struggled to keep pace following the country's selection of a new Prime Minister. Market participants are watching the new leadership, with uncertain policy directions and economic strategies. As investors weigh the implications of this political shift, the Japanese market remains cautious, leading to underperformance compared to its Chinese counterpart.
- Indian equities maintained a middle-ground performance, buoyed by robust buying from domestic institutional investors. However, as the month drew to a close, concerns over foreign fund outflows began to cast a shadow on market sentiment.
- High valuations and ongoing global uncertainty are likely to exert pressure on the overall bull market as we approach the earnings season. Investors may exercise caution, evaluating how these factors could influence corporate performance and market sentiment in the coming month.

### Index Performance and Level to Watch:

#### Monthly Price, Volumes and Open Interest

Index	Expiry	High	Low	Close	% Chg.	Open Interest	Chg. In OI	% Chg. In OI	Volume	Chg. In Volume	% Chg. In Volume
Nifty Oct Fut	31-Oct-24	26402.9	24951.05	25990.15	1.93%	551730	511369	1267%	467477	451392	2806%
Bank Nifty Oct Fut	30-Oct-24	54640	50877.1	53435.15	2.84%	173552	163481	1623%	185490	179647	3075%

#### Monthly Support and Resistance

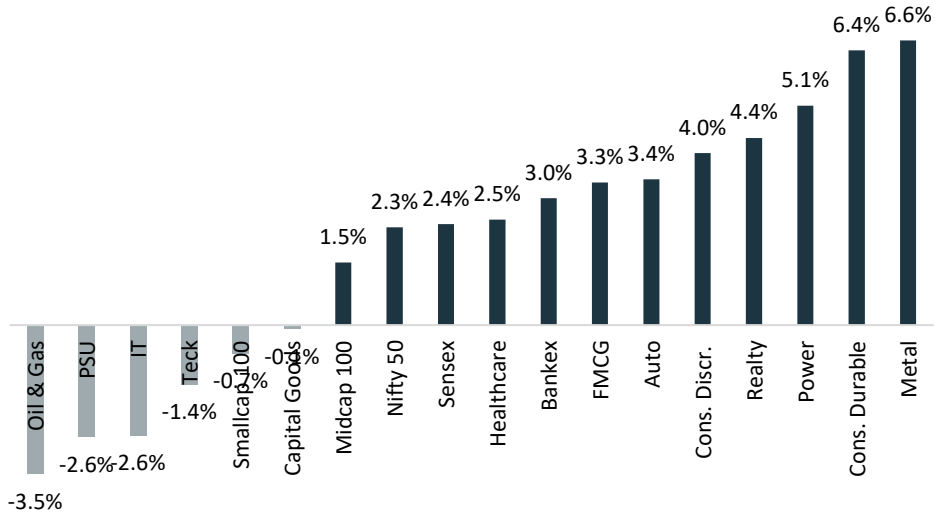
Index	Expiry	Pivot	Supt.3	Supt.2	Supt.1	Resi.1	Resi.2	Resi.3	20 DMA	50 DMA	RSI
Nifty Oct Fut	31-Oct-24	25781.4	22877.7	24329.5	25159.80	26611.7	27233.2	28685.10	25560.9	25081.9	43.00
Bank Nifty Oct Fut	30-Oct-24	52984.1	45458.3	49221.2	51328.20	55091.1	56747	60509.90	52715.8	51691.6	42.70

### October Seasonality:

Index	5 Year Avg. Return	Positive Month	Negative Month	Win Rate
Nifty Index	1.97%	4	1	80%
Bank Nifty Index	4.45%	4	1	80%

# Equity Monthly Research Report

## September Month Sectoral Performance (% Chg.)



**Sectoral Gainer & Loser**  
**Laggard: Oil & Gas**  
**Leader: Metal**

**Nifty50:**  
**Profit Booking**  
**Support: 24400**  
**Resistance: 26150**

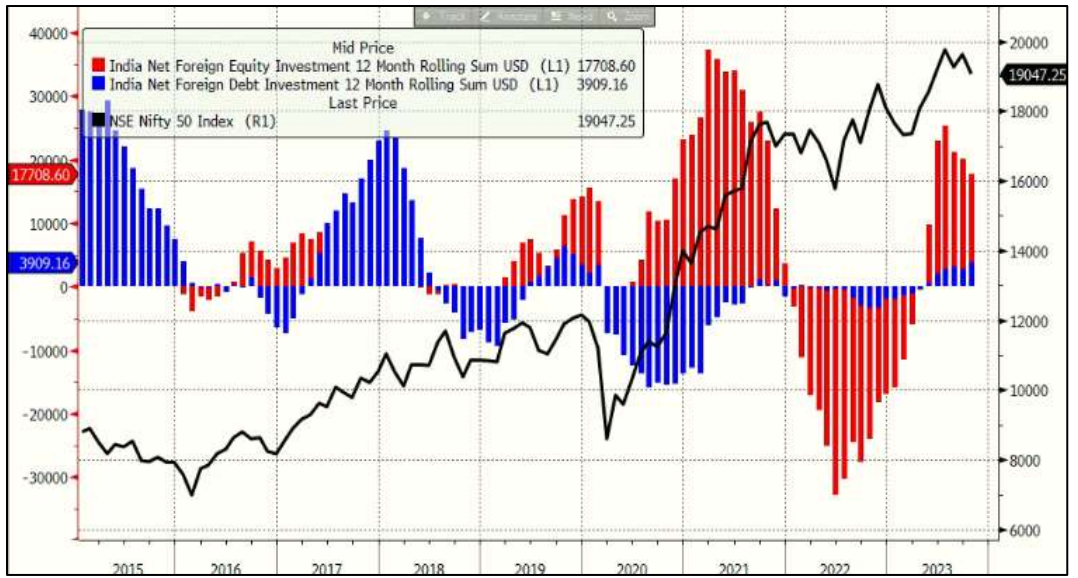


**Bank Nifty:**  
**Profit Booking**  
**Support: 49650**  
**Resistance: 54500**



# Equity Monthly Research Report

## Institutional Activities



## Nifty Seasonality

	Jan	Feb	Mar	Apr	May	Jun	Jul	Aug	Sep	Oct	Nov	Dec
5 Yr Avg	-1.40	-1.07	-2.02	3.47	.95	1.20	2.75	2.33	.79	1.97	3.73	3.08
2024	-.03	1.18	1.57	1.24	-.33	6.57	3.92	1.14	2.28	-3.08		
2023	-2.45	-2.03	.32	4.06	2.60	3.53	2.94	-2.53	2.00	-2.84	5.52	7.94
2022	-.08	-3.15	3.99	-2.07	-3.03	-4.85	8.73	3.50	-3.74	5.37	4.14	-3.48
2021	-2.48	6.56	1.11	-.41	6.50	.89	.26	8.69	2.84	.30	-3.90	2.18
2020	-1.70	-6.36	-23.25	14.68	-2.84	7.53	7.49	2.84	-1.23	3.51	11.39	7.81
2019	-.29	-.36	7.70	1.07	1.49	-1.12	-5.69	-.85	4.09	3.51	1.50	.93

## Bank Nifty Seasonality

	Jan	Feb	Mar	Apr	May	Jun	Jul	Aug	Sep	Oct	Nov	Dec
5 Yr Avg	-.85	.19	-4.75	2.88	.76	.67	1.55	2.38	-.35	4.45	5.97	2.73
2024	-4.75	.27	2.18	4.82	-.84	6.86	-1.51	-.39	3.17	-2.86		
2023	-5.42	-.95	.84	6.46	2.07	1.40	2.02	-3.64	1.35	-3.90	3.82	8.57
2022	7.03	-4.66	.46	-.78	-1.66	-5.81	12.17	5.46	-2.29	6.93	4.66	-.57
2021	-2.23	13.87	-4.31	-1.57	8.37	-2.12	-.54	5.32	2.75	4.52	-8.74	-.60
2020	-4.13	-5.47	-34.32	12.49	-10.39	10.74	1.26	9.77	-9.69	11.42	23.88	5.59
2019	.50	-1.85	13.58	-2.18	5.41	-.86	-7.17	-5.02	6.11	3.31	6.25	.67

# Equity Monthly Research Report

## October 2024 Economic Calendar

Monday	Tuesday	Wednesday	Thursday	Friday
<b>07 Oct</b>	<b>08 Oct</b>	<b>09 Oct</b>	<b>10 Oct</b>	<b>11 Oct</b>
Japan: Leading Index EC: Retail Sales	US: Consumer Credit Japan: Trade Balance US: Trade Balance	<b>India: RBI Policy</b>	US: CPI, Initial Jobless Claims, Continuing Claims	UK: IIP, Trade Balance India: FX Reserves, IIP
<b>14 Oct</b>	<b>15 Oct</b>	<b>16 Oct</b>	<b>17 Oct</b>	<b>18 Oct</b>
India: WPI, CPI China: Trade Balance	Japan: IIP UK: Jobless Claims EU: IIP India: Trade Balance China: MTLF Rate	UK: CPI, HPI Index	Japan: Trade Balance EU: CPI <b>ECB Policy</b> US: IIP, Initial Jobless Claims, Continuing Claims, Capacity Utilisation, NAHB House Market Index	China: GDP, IIP, CPI, Retail Sales EU: Current Account India: FX Reserves US: Housing Starts, Building Permits
<b>21 Oct</b>	<b>22 Oct</b>	<b>23 Oct</b>	<b>24 Oct</b>	<b>25 Oct</b>
UK: Rightmove House Price Index China: LPR	US: Richmond Fed Mfg. Index	EU: Consumer confidence US: Existing Home sales, Fed Beige Book	US: Chicago Fed Activity, Initial & Continuing Jobless claims, New Home Sales	India: FX Reserves Us: Durable Goods Orders, Uni. Of Mich. sentiment
<b>28 Oct</b>	<b>29 Oct</b>	<b>30 Oct</b>	<b>31 Oct</b>	
US: Dallas Fed Mfg. Activity	UK: Mortgage Approval US: JOLTS Job Opening, CB consumer confidence, Wholesale inventory	EU: GDP India: Fiscal Bal., Eight core infra US: ADP Employment, GDP, Pending Home Sales	Japan: IIP <b>BoJ Policy</b> China: PMI EU: CPI Core, Unemployment Rate US: Personal Income & Spending, Initial & Continuing Jobless Claims	

### Disclaimer:

The information provided does not constitute, in any way, a solicitation or inducement to buy or sell securities and similar products. Comments and analysis reflect the views of STAT EDGE CAPITAL at any given time and are subject to change at any time. Moreover, they cannot constitute a commitment or guarantee from STAT EDGE CAPITAL. The recipient acknowledges and agrees that by their very nature, any investment in a financial instrument is random; therefore, any such investment constitutes a risky investment for which the recipient is solely responsible. It is specified that the past performance of a financial product does not prejudice in any way its future performance. The foreign exchange market and financial derivatives such as futures, CFDs (Contracts for Difference), warrants, turbos, or certificates involve high risk. They require a good level of financial knowledge and experience. STAT EDGE CAPITAL recommends the consultation of a financial professional who would have perfect knowledge of the financial and patrimonial situation of the recipient of this message and would be able to verify that the financial products mentioned are adapted to the said situation and the financial objectives pursued. STAT EDGE CAPITAL recommends reading the "risk factors" section of the prospectus for any financial product mentioned.